


**SUPERCAR CHALLENGE**  
**SPA EURO RACE**  
**FREE PRACTICE 1**

**Sector Analysis**

Personal Best   Session Best   B Crossing the finish line in pit lane

Lap	D	Time	Sector 1	Sector 2	Sector 3	T. Spd	Elapsed	Lap	D	Time	Sector 1	Sector 2	Sector 3	T. Spd	Elapsed
<b>107</b>		<b>Team Raceart</b>					Porsche 991 GT3 Cup GT								
1.		Roger Grouwels													
1	1	18:52.932	...	1:35.488	50.576	158.1	18:52.932								
2	1	3:15.538B	52.001	1:26.748	56.789	202.2	22:08.470								
3	1	4:21.271	2:09.127	1:25.650	46.494	192.2	26:29.741								
4	1	<b>2:59.065</b>	<b>48.663</b>	1:24.598	<b>45.804</b>	213.0	29:28.806								
5	1	3:02.993	51.088	1:25.861	46.044	201.5	32:31.799								
6	1	3:07.683B	48.991	<b>1:23.743</b>	54.949	203.0	35:39.482								
<b>108</b>		<b>JR Motorsport</b>					t.b.a. GT								
1.		Bob Herber													
1	1	7:50.078B	5:21.671	1:31.665	56.742	154.7	7:50.078								
2	1	5:29.999	3:20.524	1:23.989	45.486	198.9	13:20.077								
3	1	2:58.789	48.853	1:24.380	45.556	204.9	16:18.866								
4	1	2:59.776	49.879	1:24.655	45.242	159.3	19:18.642								
5	1	<b>2:56.578</b>	49.037	<b>1:22.495</b>	<b>45.046</b>	182.4	22:15.220								
6	1	3:05.159B	<b>48.682</b>	1:23.192	53.285	206.1	25:20.379								
<b>109</b>		<b>Topper Team</b>					Porsche 997 GT3 Cup GT								
1.		Dirk Schulz													
1	1	5:50.821	2:52.922	1:56.039	1:01.860	102.3	5:50.821								
2	1	3:39.536	1:03.165	1:41.165	55.206	132.2	9:30.357								
3	1	3:28.157	58.831	1:36.376	52.950	145.7	12:58.514								
4	1	3:25.430	58.262	1:34.866	52.302	148.1	16:23.944								
5	1	3:18.749	56.972	1:32.179	49.598	166.4	19:42.693								
6	1	3:12.781	54.251	1:28.224	50.306	183.7	22:55.474								
7	1	3:07.717	52.398	1:27.644	47.675	184.6	26:03.191								
8	1	3:09.840	52.086	1:28.669	49.085	189.5	29:13.031								
9	1	3:07.966	51.262	1:28.695	48.009	185.2	32:20.997								
10	1	3:08.236	51.332	1:27.806	49.098	185.9	35:29.233								
11	1	<b>3:03.769</b>	<b>50.623</b>	<b>1:26.108</b>	<b>47.038</b>	185.9	38:33.002								
12	1	3:06.598	50.686	1:26.264	49.648	192.2	41:39.600								
<b>111</b>		<b>JR Motorsport</b>					BMW M4 Silhouette GT								
1.		Ward Sluys													
2.		Bas Schouten													
1	1	3:53.342	1:36.414	1:28.557	48.371	150.2	3:53.342								
2	1	3:06.509	50.134	1:28.707	47.668	170.6	6:59.851								
3	1	3:05.295B	48.919	1:22.423	53.953	193.5	10:05.146								
4	1	6:23.166	4:09.526	1:28.547	45.093	202.2	16:28.312								
5	1	2:56.026	50.318	1:21.168	<b>44.540</b>	187.2	19:24.338								
6	1	<b>2:52.972</b>	<b>47.367</b>	1:20.930	44.675	212.6	22:17.310								
7	1	2:58.084B	48.307	<b>1:20.217</b>	49.560	214.3	25:15.394								
<b>121</b>		<b>JR Motorsport</b>					BMW M4 Silhouette GT								
1.		Daan Meijer													
1	1	3:50.566	1:27.529	1:33.932	49.105	149.8	3:50.566								
2	1	3:23.149B	52.823	1:28.515	1:01.811	182.7	7:13.715								
3	1	8:17.600	6:04.596	1:25.812	47.192	180.6	15:31.315								
4	1	3:00.650	50.890	1:24.514	45.246	179.4	18:31.965								
5	1	2:57.354	49.736	1:22.883	44.735	185.2	21:29.319								
6	1	2:57.304	48.971	1:23.014	45.319	180.0	24:26.623								
7	1	3:05.014B	49.200	1:22.798	53.016	197.1	27:31.637								
8	1	8:56.093	6:49.343	1:21.933	44.817	189.1	36:27.730								
9	1	<b>2:54.660</b>	<b>48.582</b>	1:21.796	44.282	182.4	39:22.390								
10	1	2:54.908	49.444	<b>1:21.290</b>	<b>44.174</b>	200.4	42:17.298								
<b>123</b>		<b>SDW Shipping by JR Motorsport</b>					BMW M4 Silhouette GT								
1.		Koen Bogaerts													
2.		Mark van der Aa													
1	1	3:47.192	1:29.997	1:29.682	47.513	174.2	3:47.192								
2	1	3:01.257	50.592	1:24.944	45.721	187.8	6:48.449								
3	1	3:01.169	52.089	1:23.819	45.261	176.2	9:49.618								
4	1	2:57.573	49.167	1:23.403	45.003	199.3	12:47.191								
5	1	2:56.523	49.403	1:22.429	44.691	197.8	15:43.714								
6	1	3:07.098B	49.119	1:22.625	55.354	169.0	18:50.812								
7	1	6:26.683	4:17.993	1:23.765	44.925	153.2	25:17.495								
8	1	2:55.924	48.900	1:22.235	44.789	198.5	28:13.419								
9	1	2:54.521	48.417	1:20.691	45.413	209.7	31:07.940								
10	1	2:53.782	48.935	1:20.874	43.973	186.2	34:01.722								
11	1	2:52.607	48.566	1:20.084	43.957	170.6	36:54.329								
12	1	<b>2:52.409</b>	48.987	<b>1:19.927</b>	<b>43.495</b>	187.2	39:46.738								
<b>127</b>		<b>Cor Euser Racing</b>					Marcos Mantis GT								
1.		Cor Euser													
1	1	7:01.788	4:32.301	1:37.967	51.520	154.5	7:01.788								
2	1	3:17.795	53.533	1:33.748	50.514	164.6	10:19.583								
3	1	3:13.673	55.319	1:29.502	48.852	178.8	13:33.256								
4	1	3:23.603B	52.123	1:29.079	1:02.401	172.8	16:56.859								
5	1	6:18.644	4:02.490	1:29.290	46.864	181.8	23:15.503								
6	1	<b>3:04.054</b>	50.873	1:26.593	<b>46.588</b>	196.7	26:19.557								
7	1	3:06.350	<b>49.185</b>	1:29.380	47.785	199.6	29:25.907								
8	1	3:08.020	52.437	1:28.398	47.185	170.9	32:33.927								
9	1	3:13.534B	49.725	<b>1:22.623</b>	1:01.186	172.0	35:47.461								
<b>150</b>		<b>Intersport Racing</b>					Lamborghini Super Trofeo GT								
1.		Adam Hayes													
2.		Kevin Clarke													
1	1	6:02.615	3:38.635	1:31.730	52.250	132.0	6:02.615								
2	1	3:11.593	53.025	1:29.148	49.420	183.1	9:14.208								
3	1	<b>3:08.194</b>	52.217	1:27.868	<b>48.109</b>	167.2	12:22.402								
4	1	3:17.831B	<b>51.709</b>	<b>1:26.683</b>	59.439	173.9	15:40.233								
5	1	6:43.856	4:15.463	1:34.783	53.610	142.9	22:24.089								
6	1	3:13.685	54.107	1:30.087	49.491	148.1	25:37.774								
7	1	3:32.051B	53.672	1:31.787	1:06.592	181.8	29:09.825								
<b>151</b>		<b>EMG Motorsport</b>					Porsche 991 GT3 Cup GT								
1.		Patrick Lamster													
1	1	5:34.068					5:34.068								
2	1	3:24.782B					8:58.850								
3	1	4:10.721					13:09.571								
4	1	3:05.917					16:15.488								
5	1	<b>2:59.819</b>					19:15.307								
6	1	3:07.149B					22:22.456								
7	1	6:04.738					28:27.194								
8	1	3:15.038					31:42.232								
9	1	3:11.365					34:53.597								
10	1	3:03.961					37:57.558								
11	1	3:05.882					41:03.440								
<b>152</b>		<b>EMG Motorsport</b>					Porsche 991 GT3 Cup GT								
1.		Wiebe Wijtes													
2.		Steve van Bellingen													
1	1	7:33.370	5:08.289	1:35.450	49.631	100.6	7:33.370								



**SUPERCAR CHALLENGE**  
**SPA EURO RACE**  
**FREE PRACTICE 1**

**Sector Analysis**

Personal Best Session Best B Crossing the finish line in pit lane

Lap	D	Time	Sector 1	Sector 2	Sector 3	T. Spd	Elapsed	Lap	D	Time	Sector 1	Sector 2	Sector 3	T. Spd	Elapsed
2	1	3:08.599	50.756	1:28.228	49.615	169.0	10:41.969	5	1	<b>3:07.506</b>	54.648	<b>1:25.586</b>	<b>47.272</b>	183.4	19:14.704
3	1	3:03.005	51.244	1:24.858	46.903	179.1	13:44.974	6	1	3:08.013	<b>51.848</b>	1:26.548	49.617	208.5	22:22.717
4	1	2:59.659	48.492	1:24.207	46.960	182.4	16:44.633	7	1	3:20.350	B 52.197	1:30.640	57.513	177.3	25:43.067
5	1	2:59.019	48.662	1:25.128	45.229	185.2	19:43.652	8	1	6:33.683	4:15.194	1:29.165	49.324	161.9	32:16.750
6	1	3:01.614	48.859	1:23.513	49.242	204.2	22:45.266	9	1	3:20.828	B 52.819	1:28.876	59.133	169.8	35:37.578
7	1	2:58.272	48.691	1:23.897	45.684	180.6	25:43.538	10	1	5:16.599	2:59.282	1:30.010	47.307	185.2	40:54.177
8	1	2:57.851	49.361	1:24.138	44.352	187.2	28:41.389								
9	1	2:56.452	47.206	1:22.615	46.631	201.9	31:37.841								
10	1	2:50.874	46.423	1:21.094	43.357	208.1	34:28.715								
11	1	<b>2:49.156</b>	46.084	<b>1:20.058</b>	<b>43.014</b>	213.4	37:17.871								
12	1	2:50.513	<b>46.058</b>	1:21.125	43.330	209.3	40:08.384								

**169** **ABOG Racing** Porsche 991 Cup GT  
1. Aart Bosman

1	1	26:59.624	...	1:54.165	49.779	166.4	26:59.624
2	1	3:03.055	49.843	1:26.498	46.714	194.6	30:02.679
3	1	2:58.153	48.468	1:24.174	45.511	207.3	33:00.832
4	1	2:59.858	48.736	1:26.419	<b>44.703</b>	166.9	36:00.690
5	1	<b>2:56.196</b>	<b>47.608</b>	1:23.486	45.102	191.8	38:56.886
6	1	2:56.561	47.674	<b>1:23.399</b>	45.488	208.5	41:53.447

**201** **Febo Racing Team** Seat Sport Leon Cup Racer SS1  
1. Dennis de Borst  
2. Martin de Kleijn

1	1	5:16.862	2:57.159	1:31.112	48.591	130.4	5:16.862
2	1	3:05.700	52.819	1:25.411	47.470	171.2	8:22.562
3	1	<b>3:02.227</b>	50.548	<b>1:25.155</b>	<b>46.524</b>	171.4	11:24.789
4	1	3:16.627	B 50.137	1:25.227	1:01.263	181.8	14:41.416

**204** **Munckhof Racing** BMW Z4 Coupe GTR SS1  
1. Eric van den Munckhof  
2. Henry Zumbrink

1	1	3:27.623	1:07.681	1:30.669	49.273	140.8	3:27.623
2	1	3:07.022	53.303	1:25.889	47.830	171.7	6:34.645
3	1	<b>3:01.021</b>	<b>50.984</b>	<b>1:23.822</b>	<b>46.215</b>	181.2	9:35.666
4	1	3:21.473	B 53.942	1:26.944	1:00.587	165.4	12:57.139
5	1	7:30.952	5:06.974	1:34.045	49.933	170.1	20:28.091
6	1	3:11.293	53.866	1:28.319	49.108	173.1	23:39.384
7	1	3:08.357	51.370	1:28.558	48.429	180.6	26:47.741
8	1	3:05.389	52.459	1:25.817	47.113	206.9	29:53.130
9	1	3:03.726	51.055	1:25.603	47.068	197.4	32:56.856
10	1	3:21.252	B 51.256	1:27.377	1:02.619	208.1	36:18.108

**208** **JR Motorsport** BMW E92 V8 SS1  
1. Ted van Vliet

1	1	4:11.074	1:37.109	1:38.887	55.078	122.2	4:11.074
2	1	3:28.910	1:00.312	<b>1:34.365</b>	54.233	139.5	7:39.984
3	1	3:30.092	1:00.037	1:36.270	53.785	148.4	11:10.076
4	1	<b>3:26.558</b>	<b>57.963</b>	1:36.265	<b>52.330</b>	157.7	14:36.634
5	1	3:44.077	B 58.206	1:36.746	1:09.125	143.6	18:20.711

**210** **E2P Racing** Ginetta G50 SS1  
1. Kosta Kanaroglou

1	1	6:34.800	4:02.883	1:38.136	53.781	120.9	6:34.800
2	1	3:14.903	55.605	1:30.588	48.710	137.9	9:49.703
3	1	3:09.242	53.128	1:27.684	48.430	155.4	12:58.945
4	1	3:08.253	53.741	1:26.887	47.625	180.9	16:07.198

**217** **Ferry Monster Motorsport** Seat Sport Leon Cup Racer SS1  
1. Martin Huisman  
2. Teunis van de Grift

1	1	5:29.794	3:00.225	1:31.647	57.922	154.1	5:29.794
2	1	3:12.073	54.989	1:28.168	48.916	166.7	8:41.867
3	1	3:06.427	52.130	1:27.431	46.866	172.8	11:48.294
4	1	<b>3:03.514</b>	<b>51.177</b>	<b>1:25.694</b>	<b>46.643</b>	187.5	14:51.808
5	1	3:26.456	B 51.888	1:28.375	1:06.193	158.6	18:18.264
6	1	5:12.106	2:47.587	1:34.323	50.196	157.4	23:30.370
7	1	3:17.586	55.565	1:32.431	49.590	167.4	26:47.956
8	1	3:14.918	56.040	1:30.028	48.850	164.9	30:02.874
9	1	3:11.270	52.623	1:28.926	49.721	189.8	33:14.144
10	1	3:08.387	52.823	1:27.422	48.142	178.5	36:22.531
11	1	3:09.022	52.329	1:28.496	48.197	179.1	39:31.553
12	1	3:06.958	52.061	1:27.829	47.068	186.5	42:38.511

**245** **Harders Plaza** BMW SS1  
1. Robert van den Berg  
2. Benjamin van den Berg


1	1	3:34.399	1:06.755	1:30.993	56.651	159.3	3:34.399
2	1	3:07.384	53.178	1:26.270	47.936	185.6	6:41.783
3	1	3:19.660	55.841	1:29.105	54.714	172.8	10:01.443
4	1	3:03.981	52.031	1:24.585	47.365	183.1	13:05.424
5	1	3:45.048	55.105	1:37.706	1:12.237	150.8	16:50.472
6	1	3:01.104	51.167	1:23.845	46.092	193.5	19:51.576
7	1	3:01.987	51.187	1:23.514	47.286	191.2	22:53.563
8	1	3:06.095	50.857	1:26.115	49.123	181.5	25:59.658
9	1	3:02.196	50.532	1:24.129	47.535	197.1	29:01.854
10	1	3:06.140	52.220	1:27.461	46.459	183.7	32:07.994
11	1	2:58.200	<b>49.899</b>	<b>1:22.510</b>	45.791	208.9	35:06.194
12	1	<b>2:58.151</b>	50.135	1:22.666	<b>45.350</b>	198.9	38:04.345
13	1	3:16.044	B 51.481	1:27.516	57.047	184.9	41:20.389

**246** **Stichting Euro Autosport** BMW E92 M3 SS1  
1. Ruud Olij

1	1	8:46.011	6:13.628	1:38.603	53.780	113.8	8:46.011
2	1	3:13.568	53.754	1:30.072	49.742	154.5	11:59.579
3	1	3:10.524	52.223	1:29.355	48.946	169.3	15:10.103
4	1	3:04.862	51.302	1:26.434	47.126	175.3	18:14.965
5	1	3:04.358	50.332	1:26.157	47.869	177.3	21:19.323
6	1	3:03.450	50.263	1:25.179	48.008	185.2	24:22.773
7	1	3:03.435	49.771	1:25.498	48.166	194.2	27:26.208
8	1	<b>2:58.246</b>	49.144	<b>1:23.558</b>	<b>45.544</b>	203.4	30:24.454
9	1	3:00.156	<b>48.862</b>	1:25.403	45.891	209.3	33:24.610

**259** **BS Racing Team** BMW E46 GTR SS1  
1. Marcel van de Maat  
2. Peter Schreurs

1	1	3:38.949	1:12.757	1:33.164	53.028	163.4	3:38.949
2	1	3:26.086	B 54.181	1:33.118	58.787	134.2	7:05.035
3	1	5:27.671	3:09.546	1:28.748	49.377	184.9	12:32.706
4	1	<b>3:07.866</b>	52.090	<b>1:27.013</b>	48.763	192.9	15:40.572




**SUPERCAR CHALLENGE**  
**SPA EURO RACE**  
**FREE PRACTICE 1**

**Sector Analysis**

Personal Best Session Best B Crossing the finish line in pit lane

Lap	D	Time	Sector 1	Sector 2	Sector 3	T. Spd	Elapsed	Lap	D	Time	Sector 1	Sector 2	Sector 3	T. Spd	Elapsed		
5	1	3:09.128	51.673	1:29.115	48.340	165.9	18:49.700	9	1	3:11.213	54.029	1:28.211	48.973	182.7	32:29.384		
6	1	3:15.585	B	52.201	1:27.591	55.793	189.8	22:05.285	10	1	3:58.087	B	1:06.326	1:45.114	1:06.647	132.7	36:27.471
7	1	6:18.704	3:50.820	1:35.703	52.181	139.4	28:23.989	<b>355 DRDO-Koopman Racing</b> BMW M3 E46									
8	1	3:17.744	54.533	1:31.518	51.693	175.9	31:41.733	1.Daen van Kuijk SS2									
9	1	3:16.252	54.568	1:30.590	51.094	172.5	34:57.985	2.Wouter Boerekamps									
10	1	3:10.915	53.400	1:28.683	48.832	194.6	38:08.900	1	1	4:01.212	1:25.389	1:40.561	55.262	130.6	4:01.212		
11	1	3:10.368	52.640	1:28.430	49.298	182.7	41:19.268	2	1	3:22.809	58.589	1:30.085	54.135	166.2	7:24.021		
<b>299 JR Motorsport</b> BMW GTR								<b>357 DRDO - Certainty</b> BMW M3 E46									
1.Rick Renmans SS1								1.Dennis van der Linden SS2									
1	1	9:21.548	6:42.718	1:42.590	56.240	131.4	9:21.548	1	1	6:37.966	3:37.309	1:56.463	1:04.194	111.9	6:37.966		
2	1	3:23.637	57.604	1:34.474	51.559	153.2	12:45.185	2	1	3:55.685	1:09.468	1:46.677	59.540	132.0	10:33.651		
3	1	3:21.521	56.555	1:31.791	53.175	156.3	16:06.706	3	1	3:38.880	1:04.777	1:38.560	55.543	144.6	14:12.531		
4	1	3:21.926	59.558	1:31.930	50.438	145.4	19:28.632	4	1	3:37.043	1:03.557	1:37.438	56.048	149.6	17:49.574		
5	1	3:15.914	53.460	1:32.399	50.055	157.2	22:44.546	5	1	3:27.370	58.381	1:35.239	53.750	157.7	21:16.944		
6	1	3:09.353	52.614	1:28.627	48.112	165.6	25:53.899	6	1	3:33.683	59.369	1:36.193	58.121	160.5	24:50.627		
7	1	3:07.926	51.738	1:27.484	48.704	183.4	29:01.825	7	1	4:49.058	B	1:09.628	2:06.271	1:33.159	123.4	29:39.685	
8	1	3:27.107	B	54.209	1:29.390	1:03.508	175.9	32:28.932	8	1	7:16.751	4:43.821	1:37.203	55.727	153.2	36:56.436	
<b>311 Spork Racing Team</b> Seat Leon Supercopa								<b>358 DRDO - Certainty</b> BMW M3 E46									
1.Jimmy Adriaenssens SS2								1.Floris Dullaart SS2									
2.Kris van Kelst								1	1	7:16.063	4:29.943	1:49.439	56.681	113.6	7:16.063		
1	1	5:16.392	B	1:55.480	2:00.357	1:20.555	95.7	5:16.392	2	1	3:35.550	58.643	1:42.697	54.210	149.8	10:51.613	
2	1	6:14.956	3:54.473	1:31.262	49.221	161.2	11:31.348	3	1	3:21.849	55.866	1:31.511	54.472	173.9	14:13.462		
3	1	3:08.166	53.298	1:26.037	48.831	188.8	14:39.514	4	1	3:27.151	1:00.489	1:33.611	53.051	170.6	17:40.613		
4	1	3:07.065	54.329	1:25.110	47.626	187.8	17:46.579	5	1	3:19.670	55.018	1:32.847	51.805	163.4	21:00.283		
5	1	3:05.886	52.761	1:26.053	47.072	191.8	20:52.465	6	1	3:14.905	53.496	1:30.671	50.738	180.9	24:15.188		
6	1	3:05.045	51.953	1:24.867	48.225	195.3	23:57.510	7	1	3:17.136	53.397	1:32.769	50.970	188.2	27:32.324		
7	1	3:15.243	B	52.127	1:25.174	57.942	186.9	27:12.753	8	1	3:12.134	53.681	1:28.952	49.501	175.3	30:44.458	
8	1	5:37.310	3:08.980	1:36.803	51.527	132.5	32:50.063	9	1	3:11.225	53.079	1:28.820	49.326	176.8	33:55.683		
9	1	3:18.386	55.140	1:32.680	50.566	165.1	36:08.449	10	1	3:10.363	52.748	1:28.883	48.732	183.1	37:06.046		
10	1	3:10.979	53.481	1:28.573	48.925	181.8	39:19.428	11	1	3:11.133	52.619	1:29.202	49.312	192.5	40:17.179		
11	1	3:09.682	52.782	1:28.488	48.412	184.9	42:29.110	<b>360 DRDO</b> BMW GTR									
<b>324 West Suffolk Racing</b> BMW E90								1.Cees Lubbers SS2									
1.Ollie Taylor								2.Leon Rijnbeek									
2.Jordan Albert								1	1	5:04.252	2:37.011	1:34.212	53.029	135.3	5:04.252		
1	1	5:41.477	3:16.516	1:33.514	51.447	137.4	5:41.477	2	1	3:18.023	56.480	1:30.207	51.336	163.4	8:22.275		
2	1	3:52.102	B	52.373	1:40.374	1:19.355	172.2	9:33.579	3	1	3:13.040	55.183	1:28.563	49.294	177.3	11:35.315	
3	1	10:00.207	7:43.523	1:27.880	48.804	161.0	19:33.786	4	1	3:08.084	53.119	1:26.811	48.154	191.8	14:43.399		
4	1	3:07.070	52.245	1:26.933	47.892	170.9	22:40.856	5	1	3:27.137	B	54.972	1:27.596	1:04.569	179.7	18:10.536	
5	1	3:01.845	51.137	1:23.950	46.758	191.5	25:42.701	6	1	5:46.922	B	2:54.523	1:38.402	1:13.997	98.7	23:57.458	
6	1	3:03.468	51.381	1:24.700	47.387	187.5	28:46.169	7	1	9:38.408	7:23.233	1:26.967	48.208	196.0	33:35.866		
7	1	3:00.251	50.918	1:22.923	46.410	203.0	31:46.420	8	1	3:15.081	54.875	1:29.902	50.304	140.4	36:50.947		
8	1	3:01.596	50.306	1:24.556	46.734	169.5	34:48.016	9	1	3:10.803	53.229	1:28.913	48.661	166.9	40:01.750		
9	1	2:58.650	50.305	1:22.318	46.027	201.9	37:46.666										
10	1	3:09.599	B	50.286	1:22.606	56.707	188.8	40:56.265									
<b>351 DRDO-Koopman Racing</b> BMW M3 E46																	
1.Peter Koelewijn SS2																	
1	1	3:58.417	1:19.510	1:42.045	56.862	153.2	3:58.417										
2	1	3:23.011	57.754	1:33.144	52.113	154.1	7:21.428										
3	1	3:19.078	55.628	1:32.643	50.807	177.6	10:40.506										
4	1	3:19.544	56.160	1:32.135	51.249	174.8	14:00.050										
5	1	3:39.022	B	55.457	1:31.892	1:11.673	180.3	17:39.072									
6	1	5:07.069	2:42.431	1:32.131	52.507	162.9	22:46.141										
7	1	3:16.839	55.209	1:31.005	50.625	183.4	26:02.980										
8	1	3:15.191	55.347	1:29.968	49.876	175.6	29:18.171										



## SUPERCAR CHALLENGE

### SPA EURO RACE

### FREE PRACTICE 1

### Sector Analysis

■ Personal Best   
 ■ Session Best   
 ■ Crossing the finish line in pit lane

Lap	D	Time	Sector 1	Sector 2	Sector 3	T. Spd	Elapsed	Lap	D	Time	Sector 1	Sector 2	Sector 3	T. Spd	Elapsed	
<b>371</b>		<b>DRDO- Davytec</b>					BMW 130i									
		1.Andre Seinen					SS2									
1	1	7:33.291	4:56.001	1:42.531	54.759	121.8	7:33.291	9	1	3:24.369	B 57.386	1:28.062	58.921	175.3	40:15.923	
2	1	3:29.296	1:00.045	1:35.849	53.402	148.8	11:02.587									
3	1	3:26.518	57.012	1:36.428	53.078	160.5	14:29.105									
4	1	7:49.017	5:19.132	1:34.859	55.026	166.4	22:18.122									
5	1	3:24.577	57.216	1:35.349	52.012	156.3	25:42.699									
6	1	3:22.954	57.173	1:31.887	53.894	174.5	29:05.653									
7	1	3:21.631	55.739	1:33.966	51.926	181.8	32:27.284									
8	1	3:22.121	56.795	1:32.594	52.732	155.8	35:49.405									
9	1	3:21.168	56.755	1:32.430	51.983	171.7	39:10.573									
10	1	3:23.487	56.855	1:34.263	52.369	165.4	42:34.060									
<b>423</b>		<b>Spirit Racing</b>					Renault Clio RS 2.0 16V									
		1.Jos Veldboer					Sport									
1	1	8:12.202	B 5:25.834	1:41.216	1:05.152	122.6	8:12.202									
2	1	4:45.998	2:13.467	1:37.816	54.715	159.3	12:58.200									
3	1	3:33.333	1:01.137	1:38.049	54.147	146.7	16:31.533									
4	1	3:25.668	58.027	1:34.913	52.728	163.4	19:57.201									
5	1	3:26.130	58.082	1:35.611	52.437	156.5	23:23.331									
6	1	3:23.214	57.524	1:33.811	51.879	167.7	26:46.545									
7	1	3:34.702	B 57.898	1:34.918	1:01.886	145.9	30:21.247									
8	1	4:50.669	2:25.807	1:32.377	52.485	163.4	35:11.916									
9	1	3:20.264	56.659	1:31.969	51.636	160.7	38:32.180									
10	1	3:18.862	56.774	1:31.234	50.854	170.1	41:51.042									
<b>401</b>		<b>Spirit Racing</b>					Renault Clio RS 2.0 16V									
		1.Bart Drost					Sport									
1	1	4:20.633	1:39.386	1:43.814	57.433	133.2	4:20.633									
2	1	3:43.559	B 1:00.917	1:39.217	1:03.425	164.6	8:04.192									
3	1	4:28.505	1:52.838	1:40.325	55.342	167.4	12:32.697									
4	1	3:32.925	1:00.959	1:38.195	53.771	151.3	16:05.622									
5	1	3:35.665	1:02.189	1:39.892	53.584	139.0	19:41.287									
6	1	3:45.380	1:02.470	1:37.208	1:05.702	158.6	23:26.667									
7	1	3:44.526	B 1:00.094	1:39.491	1:04.941	151.9	27:11.193									
8	1	4:35.544	2:04.113	1:34.500	56.931	170.3	31:46.737									
<b>403</b>		<b>Spirit Racing</b>					Renault Clio RS 2.0 16V									
		1.Rob Nieman					Sport									
1	1	4:07.609	1:32.355	1:39.285	55.969	136.9	4:07.609									
2	1	3:27.263	1:00.621	1:33.997	52.645	136.5	7:34.872									
3	1	3:28.967	1:01.473	1:35.383	52.111	139.4	11:03.839									
4	1	3:22.435	56.994	1:33.933	51.508	155.4	14:26.274									
5	1	3:33.310	B 59.203	1:34.540	59.567	163.9	17:59.584									
6	1	7:40.167	5:13.803	1:34.225	52.139	181.2	25:39.751									
7	1	3:16.886	55.667	1:30.484	50.735	157.7	28:56.637									
8	1	3:16.963	54.884	1:31.649	50.430	177.9	32:13.600									
9	1	3:13.246	54.345	1:28.919	49.982	181.5	35:26.846									
10	1	3:11.422	53.766	1:28.240	49.416	164.6	38:38.268									
11	1	3:21.460	B 53.547	1:28.931	58.982	178.2	41:59.728									
<b>405</b>		<b>Bronckhorst Car Racing</b>					BMW Zilhouette 2.0									
		1.Henk Tappel					Sport									
		2.Toon Rutgers														
1	1	4:00.185	1:24.169	1:40.253	55.763	127.2	4:00.185									
2	1	3:22.434	1:00.370	1:29.774	52.290	157.4	7:22.619									
3	1	3:12.060	55.631	1:27.142	49.287	172.0	10:34.679									
4	1	3:09.957	54.799	1:26.323	48.835	179.4	13:44.636									
<b>413</b>		<b>AT Motorsport</b>					Ford Focus									
		1.Kim Troeijen					Sport									
		2.Wim Lemmers														
1	1	4:21.018	1:46.612	1:37.375	57.031	141.2	4:21.018									
2	1	3:37.142	1:04.160	1:36.441	56.541	155.2	7:58.160									
3	1	3:20.809	58.356	1:31.019	51.434	167.2	11:18.969									
4	1	3:22.105	58.299	1:30.722	53.084	171.4	14:41.074									
5	1	3:33.002	B 57.740	1:31.374	1:03.888	162.4	18:14.076									
6	1	12:00.842	9:30.758	1:35.366	54.718	130.8	30:14.918									
7	1	3:17.789	56.737	1:30.524	50.528	171.2	33:32.707									
8	1	3:18.847	57.486	1:29.029	52.332	139.7	36:51.554									